

hindware

KITCHEN ENSEMBLE

India's Leading brand in Auto Clean Chimneys^



TURN YOUR KITCHEN INTO A WORK OF ART

Hindware Kitchen Appliances 2022

Download Our Mobile App



AVAILABLE AT



www.hindwareappliances.com





A kitchen is a place where reinvention and transformation happen. Be it the ingredient of a recipe or age-long way of cooking. The evolution of the existing spectrum brings in the possibilities and opportunities. This is embodied in everything we do. In every idea, every design and every product.

We are Somany Home Innovation Limited (SHIL). We are a customer-first entity with distinct business divisions and multiple brands that collectively serve the objective of fulfilling the needs of millions of households in India.

Coming from the house of Hindware, the Consumer Products portfolio consists of a selection of household appliances under brand “Hindware Appliances”

Through “Hindware Kitchen Ensemble”, we bring delight which does not limit to conventions. We offer elegant design and innovative features in the range of kitchen appliances, such as kitchen chimneys, built-in hobs, cooktops, built-in ovens & microwaves, kitchen sinks, dishwashers, induction cooktops, food waste disposers.

We are in storage, instant, and gas water heaters by brand ‘Hindware Atlantic’; in water purifiers and air purifiers through ‘Moonbow by Hindware’; and in air coolers and ceiling fans through ‘Hindware Snowcrest’. Through the brand EVOK, we offer a range of furniture, home decor and furnishing, wall fashion, modular kitchen, and wardrobes, and engineered wood furniture. We also forayed into the furniture and kitchen fittings segment, through brand ‘FGV powered by Hindware’ and distribute a wide range of hardware products in India, such as normal and soft close hinges, side and bottom mounted drawer channels, and drawer systems.

Our products bring convenience, comfort, and ease of use, through contemporary designs, myriad styles, and high functional efficiency. We pride in knowing that we make a difference in our customers’ lives.

COOKER HOODS



BUILT-IN HOBS



BUILT-IN OVENS & MICROWAVES



COOKING RANGES



DISHWASHERS



COOKTOPS



INDUCTION COOKTOPS



WATER PURIFIERS



FOOD SANITIZERS



FOOD WASTE DISPOSERS





COOKER HOODS



ISLAND HOODS



LIFE TIME WARRANTY #

ONYX Size (mm): 900

- Maximum Suction: 1400 m³/hr*
- Baffle Filter
- Dual Side Touch Control
- Front LED Design



LIFE TIME WARRANTY #

CRAVIA NEO Size (mm): 900

- Maximum Suction: 1280 m³/hr*
- Baffle Filter
- Dual Side Touch Control



LIFE TIME WARRANTY #

NEW
CELIA PLUS DX 90 Size (mm): 900

- Maximum Suction: 1000 m³/hr*
- Baffle Filter
- Dual Side Push Button



OLYMPIA WHITE Size (mm): 700

- Maximum Suction: 1100 m³/hr*
- Cassette Filter
- Push Button
- Unique Curved Design
- Also Available in Black

DESIGNER HOODS



STELLA PLUS Size (mm): 600/900

- Maximum Suction: 1100 m³/hr*
- Cassette Filter
- Touch Control



ADVANCED
FINGER
PROTECTION



REMOTE
CONTROL



AUREA Size (mm): 600/900

- Maximum Suction: 1100 m³/hr*
- Cassette Filter
- Touch Control



REMOTE
CONTROL



IRENE BLACK Size (mm): 600

- Maximum Suction: 1000 m³/hr*
- Cassette Filter
- Touch Control
- Also available in White



LIVIA Size (mm): 600

- Maximum Suction: 1100 m³/hr*
- Baffle Filter
- Push Button



MELISA Size (mm): 600

- Maximum Suction: 1000 m³/hr*
- Baffle Filter
- Touch Control



BRITA Size (mm): 600/900

- Maximum Suction: 1100 m³/hr*
- Baffle Filter
- Touch Control



DELFINA PLUS Size (mm): 600/900

- Maximum Suction: 1100 m³/hr*
- Baffle Filter
- Push Button



NEW

LINO NEO BLK DX Size (mm): 600

- Maximum Suction: 1100 m³/hr*
- Baffle Filter
- Touch Control



MOTION
SENSOR
TECHNOLOGY



THERMAL
AUTO CLEAN
TECHNOLOGY



LINO NEO Size (mm): 600/900

- Maximum Suction: 1100 m³/hr*
- Baffle Filter
- Touch Control

DECORATIVE HOODS

LIFE TIME WARRANTY #



ZITA Size (mm): 600/900

- Maximum Suction: 1100 m³/hr*
- Baffle Filter
- Push Button



KYLIS NEO Size (mm): 600

- Maximum Suction: 1100 m³/hr*
- Baffle Filter
- Push Button



FABIO Size (mm): 600

- Maximum Suction: 1100 m³/hr*
- Baffle Filter
- Push Button




LARA NEO Size (mm): 600

- Maximum Suction: 1100 m³/hr*
- Baffle Filter
- Push Button



PACIFIC NEO BF Size (mm): 600

- Maximum Suction: 820 m³/hr*
- Push Button
- Baffle Filter
- Also Available in Cassette Filter



NEW

MYRA Size (mm): 600

- Maximum Suction: 1000 m³/hr*
- Baffle Filter
- Push Button Control



JUPITER NEO BLK Size (mm): 600

- Maximum Suction: 1000 m³/hr*
- Push Button
- Baffle Filter
- Also Available in Inox



JUPITER NEO BLK DX 60 Size (mm): 600

- Maximum Suction: 1150 m³/hr*
- Push Button
- Baffle Filter
- Premium Black Finish



CLARA NEO Size (mm): 600

- Maximum Suction: 700 m³/hr*
- Push Button
- Cassette Filter
- Also Available in Inox



CLARA NEO BLK IN Size (mm): 600

- Maximum Suction: 700 m³/hr*
- Push Button
- Cassette Filter
- Also Available in Inox



OPTIMUS iPRO Size (mm): 600/900

- Maximum Suction: 1350 m³/hr*
- Filterless Technology
- Touch Control
- Turbo Speed Option
- Metal Oil Collector Cup
- Real time Digital Clock
- 32% Less Noise[^]



MOTION SENSOR TECHNOLOGY



THERMAL AUTO CLEAN TECHNOLOGY



NEW

ALICIA HMS Size (mm): 600/750/900

- Maximum Suction: 1350 m³/hr*
- Double Layer SS Filter
- Touch Control
- Turbo Speed Option
- Metal Oil Collector Cup
- 32% Less Noise[^]



MOTION SENSOR TECHNOLOGY



THERMAL AUTO CLEAN TECHNOLOGY



OPTIMUS BLACK Size (mm): 600/900

- Maximum Suction: 1350 m³/hr*
- Filterless Technology
- Touch Control
- Turbo Speed Option
- Metal Oil Collector Cup
- 32% Less Noise[^]



MOTION SENSOR TECHNOLOGY



THERMAL AUTO CLEAN TECHNOLOGY



NEW

FLORENCE Size (mm): 600/750/900

- Maximum Suction: 1450 m³/hr*
- Energy Efficient BLDC Motor
- Filterless Technology
- Touch Control
- Automatic Louvre Opening
- Turbo Speed Option
- 32% Less Noise[^]



ENERGY EFFICIENT BLDC MOTOR



MOTION SENSOR TECHNOLOGY



THERMAL AUTO CLEAN TECHNOLOGY



NEW

THEO PLUS Size (mm): 600/900

- Maximum Suction: 1350 m³/hr*
- Filterless Technology
- Touch Control
- Turbo Speed Option
- Metal Oil Collector Cup
- 32% Less Noise[^]



MOTION SENSOR TECHNOLOGY



THERMAL AUTO CLEAN TECHNOLOGY



ZINNIA Size (mm): 600/750/900

- Maximum Suction: 1300 m³/hr*
- Filterless Technology
- Touch Control
- Turbo Speed Option
- Metal Oil Collector Cup
- 32% Less Noise[^]



MOTION SENSOR TECHNOLOGY



THERMAL AUTO CLEAN TECHNOLOGY



2D SUCTION TECHNOLOGY

TITANIA Size (mm): 600/750/900

- Maximum Suction: 1350 m³/hr*
- Filterless Technology
- Touch Control
- Auto Slide Suction Panel
- Real Time Autoclean Temperature Display



MOTION SENSOR TECHNOLOGY



180°C POWERFUL AUTO-CLEAN



OCTAVIA Size (mm): 600/750/900

- Maximum Suction: 1350 m³/hr*
- Filter-Less Technology
- Touch Control
- Metal Oil Collector Cup
- Real Time Autoclean Temperature Display



MOTION SENSOR TECHNOLOGY



180°C POWERFUL AUTO-CLEAN



REVIO MAC Size (mm): 600/900

- Maximum Suction: 1280 m³/hr*
- Filterless Technology
- Touch Control
- Metal Oil Collector Cup
- Real Time Autoclean Temperature Display



MOTION SENSOR TECHNOLOGY



180°C POWERFUL AUTO-CLEAN

AUTOCLEAN HOODS



MAPLE Size (mm): 600/750/900

- Maximum Suction: 1250 m³/hr*
- Filter-Less Technology
- Touch Control
- Automatic Louvre Opening
- Metal Oil Collector Cup



MOTION SENSOR TECHNOLOGY THERMAL AUTO CLEAN TECHNOLOGY

LIFE TIME WARRANTY #



ESSENCE Size (mm): 600/750/900

- Maximum Suction: 1280 m³/hr*
- Filter-Less Technology
- Touch Control
- Automatic Louvre Opening
- Metal Oil Collector Cup



MOTION SENSOR TECHNOLOGY THERMAL AUTO CLEAN TECHNOLOGY

LIFE TIME WARRANTY #



NEW

SERENA PLUS Size (mm): 600/750/900

- Maximum Suction: 1450 m³/hr*
- 3D Filter-Less Technology
- Touch Control
- Metal Oil Collector Cup



MOTION SENSOR TECHNOLOGY THERMAL AUTO CLEAN TECHNOLOGY



ENERGY EFFICIENT BLDC MOTOR

LIFE TIME WARRANTY #



LEXIA Size (mm): 600/750/900

- Maximum Suction: 1350 m³/hr*
- Filter-Less Technology
- Touch Control
- Metal Oil Collector Cup



MOTION SENSOR TECHNOLOGY THERMAL AUTO CLEAN TECHNOLOGY



ZAIRA Size (mm): 900

- Maximum Suction: 1350 m³/hr*
- Filter-Less Technology
- Touch Control
- Metal Oil Collector Cup



THERMAL AUTO CLEAN TECHNOLOGY

LIFE TIME WARRANTY #



VIOLA Size (mm): 600/750/900

- Maximum Suction: 1200 m³/hr*
- Baffle Filter
- Touch Control
- Metal Oil Collector Cup



MOTION SENSOR TECHNOLOGY THERMAL AUTO CLEAN TECHNOLOGY

LIFE TIME WARRANTY #



ZAVIO PLUS Size (mm): 600/900

- Maximum Suction: 1280 m³/hr*
- Conical Baffle Filter
- Touch Control



THERMAL AUTO CLEAN TECHNOLOGY

LIFE TIME WARRANTY #



ALICIA PLUS Size (mm): 600/750/900

- Maximum Suction: 1200 m³/hr*
- Double Layer SS Filter
- Touch Control
- Metal Oil Collector Cup



MOTION SENSOR TECHNOLOGY THERMAL AUTO CLEAN TECHNOLOGY

AUTOCLEAN HOODS

LIFE TIME WARRANTY



REVIO PLUS

Size (mm): 600/900

- Maximum Suction: 1200 m³/hr*
- Baffle Filter
- Touch Control
- Metal Oil Collector Cup



MOTION SENSOR TECHNOLOGY



THERMAL AUTO CLEAN TECHNOLOGY

LIFE TIME WARRANTY



CLEO PLUS

Size (mm): 600/900

- Maximum Suction: 1200 m³/hr*
- Baffle Filter
- Touch Control
- Metal Oil Collector Cup
- Also Available in Black



MOTION SENSOR TECHNOLOGY



THERMAL AUTO CLEAN TECHNOLOGY



OASIS

Size (mm): 600/900

- Maximum Suction: 1200 m³/hr*
- Filter-Less Technology
- Touch Control
- Metal Oil Collector Cup
- Also Available in Inox



MOTION SENSOR TECHNOLOGY



THERMAL AUTO CLEAN TECHNOLOGY



CHROMIA

Size (mm): 600/900

- Maximum Suction: 1200 m³/hr*
- Filter-Less Technology
- Touch Control
- Metal Oil Collector Cup



MOTION SENSOR TECHNOLOGY



THERMAL AUTO CLEAN TECHNOLOGY

LIFE TIME WARRANTY



RUBELLA NEO

Size (mm): 600/900

- Maximum Suction: 1200 m³/hr*
- SS Filter
- Touch Control



THERMAL AUTO CLEAN TECHNOLOGY



VENICE

Size (mm): 600

- Maximum Suction: 1200 m³/hr*
- Filter-Less Technology
- Touch Control
- Metal Oil Collector Cup



THERMAL AUTO CLEAN TECHNOLOGY



VICTORIA

Size (mm): 600/900

- Maximum Suction: 1200 m³/hr*
- Baffle Filter
- Push Button
- Metal Oil Collector Cup



THERMAL AUTO CLEAN TECHNOLOGY

LIFE TIME WARRANTY



GALAXIA

Size (mm): 600/750/900

- Maximum Suction: 1450 m³/hr*
- Filterless Technology
- Motion Sensor Technology
- Metal Oil Collector Cup



ENERGY EFFICIENT BLDC MOTOR



SURROUND SUCTION TECHNOLOGY



DARCIA

Size (mm): 600/900

- Maximum Suction: 1200 m³/hr*
- Filter-Less Technology
- Touch Control
- Metal Oil Collector Cup
- Taper Body Design



MOTION SENSOR TECHNOLOGY



THERMAL AUTO CLEAN TECHNOLOGY



FREE CHARCOAL FILTER

SCARLET Size (mm): 600/710

- Maximum Suction: 1250 m³/hr*
- Touch Control
- Filter-Less Technology
- Recycling Option



MOTION SENSOR TECHNOLOGY



THERMAL AUTO CLEAN TECHNOLOGY



BENITO PLUS 2M PC Size (mm): 755

- Maximum Suction: 1100 m³/hr*
- Filter-Less Technology
- Push Button



THERMAL AUTO CLEAN TECHNOLOGY



BENITO PLUS 2M SS Size (mm): 755

- Maximum Suction: 1100 m³/hr*
- Filter-Less Technology
- Push Button



THERMAL AUTO CLEAN TECHNOLOGY



CELINO 2M PC Size (mm): 710

- Maximum Suction: 920 m³/hr*
- Filter-Less Technology
- Push Button



THERMAL AUTO CLEAN TECHNOLOGY

STRAIGHT-LINE HOODS



VERITA PC BF 2M Size (mm): 600

- Maximum Suction: 700 m³/hr*
- Baffle Filter
- Push Button
- Also Available Verita PC CF 1M (Maximum Suction: 450 m³/hr*)



VERITA SS BF 2M Size (mm): 600

- Maximum Suction: 700 m³/hr*
- Baffle Filter
- Push Button

*Disclaimer: Due to continuous technological upgradation, Somany Home Innovation Limited reserves every right to change the specifications/brief description/pictorial representation, without prior notice. This document is generated only for information purpose. All airflow/suction and sound emitted mentioned are as per ideal test conditions. This may change depending on size of kitchen and other factors like environment, ambient noise, operating voltage, accessories used, etc. For more details visit hindwareappliances.com. #Hindware Kitchen Ensemble defines life of the product as 10 Years and Lifetime warranty is applicable on selected models and only applicable on Motor.

BUILT-IN HOBS




DUAL BRASS BURNER



ON TOUGHENED GLASS



FLAME FAILURE DEVICE
IN ALL BURNERS
FOR COMPLETE SAFETY



CAMELIA 5B 86 CM Size (mm): 865x520x130

- 1 Triple Ring, 1 Mini Triple Ring, 3 Semi Rapid Burners
- 8mm Toughened Glass
- Flame Failure Device
- Auto Ignition
- Cast Iron Pan Support



ADONIA 4B 80 CM Size (mm): 800x520x130

- 1 Triple Ring, 1 Mini Triple Ring, 2 Semi Rapid Burners
- 8mm Toughened Glass
- Flame Failure Device
- Auto Ignition
- Cast Iron Pan Support



ANGELA 4B 76 CM Size (mm): 760x520x130

- 1 Triple Ring, 1 Mini Triple Ring, 2 Semi Rapid Burners
- 8mm Toughened Glass
- Flame Failure Device
- Auto Ignition
- Cast Iron Pan Support




VALERIA 4B 90 CM Size (mm): 900x520x130

- 1 Triple Ring, 1 Mini Triple Ring, 2 Semi Rapid Burners
- 8mm Toughened Glass
- Flame Failure Device
- Auto Ignition
- Cast Iron Pan Support



ERICA 4B 60 CM Size (mm): 600x520x130

- 1 Triple Ring, 1 Mini Triple Ring, 2 Semi Rapid Burners
- 8mm Toughened Glass
- Flame Failure Device
- Auto Ignition
- Cast Iron Pan Support



SIENA 3B 78 CM Size (mm): 780x450x130

- 1 Triple Ring, 1 Mini Triple Ring, 1 Semi Rapid Burner
- 8mm Toughened Glass
- Flame Failure Device
- Auto Ignition
- Cast Iron Pan Support

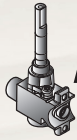


CASSIA 3B 60 CM Size (mm): 600x520x130

- 1 Triple Ring, 1 Mini Triple Ring, 1 Semi Rapid Burner
- 8mm Toughened Glass
- Flame Failure Device
- Auto Ignition
- Cast Iron Pan Support


5 Years
WARRANTY

ON VALVE, GLASS
& BRASS BURNER



hindware
MAXX
SAFE TECHNOLOGY

Powered by
Anti-Leak
SABAF
Valve
&
Heavy Duty
SABAF
Burner



TULIP 5B 90 CM Size (mm): 900x525x125

- 1 Triple Ring, 1 Rapid, 3 Semi Rapid Burners
- 8mm Toughened Glass
- Auto Ignition
- Cast Iron Pan Support




TULIP 4B 80 CM Size (mm): 800x525x142

- 1 Triple Ring, 1 Rapid, 2 Semi Rapid Burners
- 8mm Toughened Glass
- Auto Ignition
- Cast Iron Pan Support




TULIP RH 4B 78 CM Size (mm): 780x525x125

- 1 Triple Ring, 1 Rapid, 2 Semi Rapid Burners
- 8mm Toughened Glass
- Auto Ignition
- Cast Iron Pan Support



TULIP 4B 65 CM Size (mm): 650x525x125

- 1 Triple Ring, 1 Rapid, 2 Semi Rapid Burners
- 8mm Toughened Glass
- Auto Ignition
- Cast Iron Pan Support



TULIP 3B 78 CM Size (mm): 780x450x125

- 1 Triple Ring, 1 Rapid, 1 Semi Rapid Burner
- 8mm Toughened Glass
- Auto Ignition
- Cast Iron Pan Support



TULIP 3B 65 CM Size (mm): 650x525x125

- 1 Triple Ring, 1 Rapid, 1 Semi Rapid Burner
- 8mm Toughened Glass
- Auto Ignition
- Cast Iron Pan Support

2 Years
WARRANTY

ON TOUGHENED GLASS



DESIGNER BRASS BURNER



LAURA WHITE 4B 76 CM Size (mm): 760x520x130

- 1 Triple Ring, 1 Mini Triple Ring, 1 Rapid, 1 Semi Rapid Burner
- 8mm Toughened Glass
- Auto Ignition
- Cast Iron Pan Support



BRAVIA WHITE 4B 80 CM Size (mm): 800x520x130

- 1 Triple Ring, 1 Mini Triple Ring, 2 Semi Rapid Burners
- 8mm Toughened Glass
- Auto Ignition
- Cast Iron Pan Support



ELISA WHITE 3B 78 CM Size (mm): 780x450x130

- 1 Triple Ring, 1 Mini Triple Ring, 1 Semi Rapid Burner
- 8mm Toughened Glass
- Auto Ignition
- Cast Iron Pan Support



ON TOUGHENED GLASS

DESIGNER BRASS BURNER



DIVA PLUS 5B 87 CM Size (mm): 865x520x130

- 1 Triple Ring, 1 Mini Triple Ring, 3 Semi Rapid Burners
- 8mm Toughened Glass
- Auto Ignition
- Cast Iron Pan Support



ANDREA 4B 90 CM Size (mm): 900x520x130

- 1 Triple Ring, 1 Mini Triple Ring, 2 Semi Rapid Burners
- 8mm Toughened Glass
- Auto Ignition
- Cast Iron Pan Support



LAURA 4B 90 CM Size (mm): 900x520x130

- 1 Triple Ring, 1 Mini Triple Ring, 1 Rapid, 1 Semi Rapid Burner
- 8mm Toughened Glass
- Also Available in 76cm
- Cast Iron Pan Support
- Auto Ignition



BRAVIA PLUS 4B 80 CM Size (mm): 800x520x130

- 1 Triple Ring, 1 Mini Triple Ring, 2 Semi Rapid Burners
- 8mm Toughened Glass
- Auto Ignition
- Cast Iron Pan Support



FLORA PLUS 4B 60 CM Size (mm): 600x520x130

- 1 Triple Ring, 1 Mini Triple Ring, 2 Semi Rapid Burners
- 8mm Toughened Glass
- Auto Ignition
- Cast Iron Pan Support



ARENA 3B 78 CM Size (mm): 780x450x130

- 2 Mini Triple Ring, 1 Semi Rapid Burner
- 8mm Toughened Glass
- Auto Ignition
- Cast Iron Pan Support



ELISA PLUS 3B 78 CM Size (mm): 780x450x130

- 1 Triple Ring, 1 Mini Triple Ring, 1 Semi Rapid Burner
- 8mm Toughened Glass
- Auto Ignition
- Cast Iron Pan Support




GLORIA PLUS 3B 60CM Size (mm): 600x520x130

- 1 Triple Ring, 1 Mini Triple Ring, 1 Semi Rapid Burner
- 8mm Toughened Glass
- Auto Ignition
- Cast Iron Pan Support



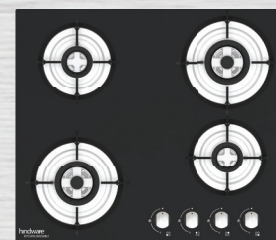
VERONA PLUS 4B 80 CM Size (mm): 800x520x130

- 2 Mini Triple Ring, 1 Rapid, 1 Semi Rapid Burner
- 2 years warranty on 8mm Toughened Glass
- Auto Ignition
- Designer Brass Burners



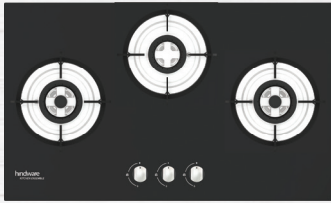
AMELIA PLUS 4B 76 CM Size (mm): 760x520x130

- 2 Mini Triple Ring, 1 Rapid, 1 Semi Rapid Burner
- 2 years warranty on 8mm Toughened Glass
- Auto Ignition
- Designer Brass Burners



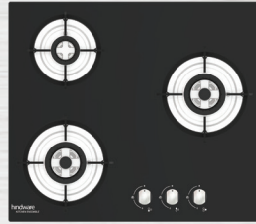
SARA PLUS 4B 60 CM Size (mm): 600x520x130

- 2 Mini Triple Ring, 2 Semi Rapid Burners
- 2 years warranty on 8mm Toughened Glass
- Auto Ignition
- Designer Brass Burners



ELLA PLUS 3B 75 CM Size (mm): 750x450x130

- 2 Mini Triple Ring, 1 Rapid Burner
- Auto Ignition
- 2 years warranty on 8mm Toughened Glass
- Designer Brass Burners



NORA PLUS 3B 60 CM Size (mm): 600x520x130

- 2 Mini Triple Ring, 1 Semi Rapid Burner
- Auto Ignition
- 2 years warranty on 8mm Toughened Glass
- Designer Brass Burners



ATHENA SS Size (mm): 580x510x130

- 1 Triple Ring, 1 Mini Triple Ring, 1 Semi Rapid, 1 Auxiliary Burner
- Auto Ignition
- Designer Brass Burners

SLEEK-TOP SERIES



SLIM AND STYLISH DESIGN




TRIPLE RING BURNER




MATT FINISH DRIP TRAY

ROSLIA
SLEEK TOP



ROSLIA 3B 76 CM Size (mm): 760X450X28

- 1 Mini Triple Ring, 1 Rapid, 1 Semi Rapid Burner
- Auto Ignition
- 5 years warranty on 6mm Toughened Glass
- Designer Brass Burners




ROSLIA 3B 60 CM Size (mm): 600x520x28

- 1 Mini Triple Ring, 1 Rapid, 1 Semi Rapid Burner
- Auto Ignition
- 5 years warranty on 6mm Toughened Glass
- Designer Brass Burners



ROSLIA 4B 76 CM Size (mm): 760X450X28

- 1 Mini Triple Ring, 1 Rapid, 2 Semi Rapid Burners
- Auto Ignition
- 5 years warranty on 6mm Toughened Glass
- Designer Brass Burners



NEW
ROSLIA 4B 65 CM Size (mm): 650X520X28

- 1 Mini Triple Ring, 1 Rapid, 2 Semi Rapid Burners
- Auto Ignition
- 5 years warranty on 6mm Toughened Glass
- Designer Brass Burners

BUILT-IN OVENS & MICROWAVES



**EASY
CLEAN**



HASSLE FREE MAINTENANCE

NEW



ROTISSERIE

ORCUS

Size (mm): 595x575x595

- 80 Litres
- Digital Display
- Convection & Grill
- Touch Control
- 12 Cooking Functions
- Telescopic Rail



BARBEQUE
STICKS



NEXT GENERATION
ROTISSERIE

NEW

MAGNUS

Size (mm): 595x566x595

- 72 Litres
- Digital Display
- Convection & Grill
- Touch with Mechanical Control
- 13 Cooking Functions



ROTISSERIE

HELIOS PLUS WHITE

Size (mm): 595x546x595

- 67 Litres
- Digital Display
- Convection & Grill
- Also Available in Black
- Touch Control
- 11 Cooking Functions
- Telescopic Slide Tray



ROTISSERIE

PLATINUM PLUS

Size (mm): 595x546x595

- 67 Litres
- 8 Cooking Functions
- Convection & Grill
- Mechanical Control with One Touch Timer Operation

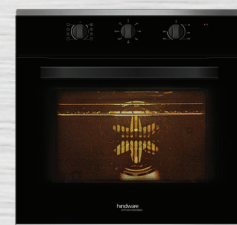


ROTISSERIE

GOLD PLUS

Size (mm): 595x546x595

- 67 Litres
- 8 Cooking Functions
- Convection & Grill
- Mechanical Control with Digital Timer



ROTISSERIE

NEW

ORION

Size (mm): 595x575x595

- 70 Litres
- 8 Cooking Functions
- Convection & Grill
- Mechanical Control



ROTISSERIE

ROYAL PLUS

Size (mm): 595x546x595

- 67 Litres
- 8 Cooking Functions
- Convection & Grill
- Mechanical Control



ROTISSERIE

ROYAL CLASSIC

Size (mm): 595x546x595

- 67 Litres
- 8 Cooking Functions
- Convection & Grill
- Mechanical Control



ELDORA

Size (mm): 595x546x595

- 67 Litres
- 5 Cooking Functions
- Convection Fan
- Mechanical Control
- Grill

BUILT-IN OVENS & MICROWAVES



MARVELLO WHITE Size (mm): 592x530x390

- 31 Litres
- Digital Display
- Combination
- Touch Control
- Convection & Grill
- Child Safety Lock



TIMER



MARVELLO BLACK Size (mm): 592x530x390

- 31 Litres
- Digital Display
- Combination
- Touch Control
- Convection & Grill
- Child Safety Lock



TIMER



CARLO Size (mm): 592x530x390

- 31 Litres
- Digital Display
- Combination
- Push Button
- Convection & Grill
- Child Safety Lock



TIMER



SAVIO Size (mm): 592x455x390

- 27 Litres
- Digital Display
- Combination
- Touch Control
- Convection & Grill
- Child Safety Lock



TIMER



NEW

LORETO Size (mm): 595x370x390

- 25 Litres
- Digital Display
- Combination
- Mechanical Knob Controlled
- Grill Mode
- Child Safety Lock



TIMER



NEW

SPIRO Size (mm): 595x370x390

- 22 Litres
- Digital Display
- Combination
- Push Button
- Grill Mode
- Child Safety Lock



TIMER

COOKING RANGES



DONA 5B 90 Size (mm): 900x600x850

- 130 Litres
- 5 SABAF Burners
- Elegant Matt Finish with Toughened Glass Door
- Motorised Rotisserie
- Auto-Ignition for Cooktop and Oven
- Safety Device in Oven



GRILL



DONA 4B 60 Size (mm): 600x600x850

- 80 Litres
- 4 SABAF Burners
- Elegant Matt Finish with Toughened Glass Door
- Motorised Rotisserie
- Auto-Ignition for Cooktop and Oven
- Safety Device in Oven



GRILL

DISHWASHERS

FREDO (Fully Built-in) Size (mm): 598x550x815

- Capacity: 12 Place Setting
- 7 Preset Functions
- Electronic Control
- Stainless Steel Interior
- Child Lock
- Upto 24 hrs. Delay Start
- Half load Function
- A++ Energy Efficiency




EMILIO (Semi Built-in) Size (mm): 598x570x815

- Capacity: 12 Place Setting
- 7 Preset Functions
- Electronic Control
- Stainless Steel Interior
- Child Lock
- Upto 24 hrs. Delay Start
- Half load Function
- A++ Energy Efficiency



CALICO (Free Standing) Size (mm): 598x600x845

- Capacity: 14 Place Setting
- 8 Preset Functions
- Electronic Control with LED Display
- Stainless Steel Interior
- Child Lock
- Upto 24 hrs. Delay Start
- Dual Zone Wash
- Height Adjustable Upper Basket
- Extra Drying and Express Function
- A++ Energy Efficiency



MARCELO (Free Standing) Size (mm): 598x600x845

- Capacity: 12 Place Setting
- 6 Preset Functions
- Electronic Control
- Stainless Steel Interior
- Child Lock
- Water Overflow Protection
- Delay Start (3/6/9 hours)
- Half Load Function



NEW

POLARIS (Table Top) Size (mm): 550x500x590

- Capacity: 8 Place Setting
- 6 Preset Functions
- Electronic Control
- Stainless Steel Interior
- Refill Indicator
- A+ Energy Efficiency



NEW

ITALO (Free Standing) Size (mm): 598x600x845

- Capacity: 12 Place Setting
- 4 Preset Functions
- Electronic Control
- Stainless Steel Interior
- Child Lock
- Half load Function
- A+ Energy Efficiency



COOKTOPS



ON TOUGHEND GLASS AND FORGED BRASS BURNERS



NEW

DARIO 3B

Size (mm): 770x428x127

- 8 mm Toughened Glass with Mirror Line Border
- Sturdy Pan Support
- Also Available with Auto Ignition
- Titanium Steel Body
- Elegant Metallic Knob
- Matt Finish SS Drip Tray
- Also Available in Taper Body (Dario Plus 3B)



NEW

DARIO 4B

Size (mm): 635x550x127

- 8 mm Toughened Glass with Mirror Line Border
- Sturdy Pan Support
- Also Available with Auto Ignition
- Titanium Steel Body
- Elegant Metallic Knob
- Matt Finish SS Drip Tray
- Also Available in Taper Body (Dario Plus 4B)



NEW

VEGO 3B

Size (mm): 770x428x147

- 8 mm Toughened Glass with Mirror Line Border
- Sturdy Pan Support
- Also Available with Auto Ignition
- Black Body Finish
- Chrome Finish Metallic Knob
- Steel Drip Tray



NEW

VEGO 4B

Size (mm): 635x545x147

- 8 mm Toughened Glass with Mirror Line Border
- Sturdy Pan Support
- Also Available with Auto Ignition
- Black Body Finish
- Chrome Finish Metallic Knob
- Steel Drip Tray

5 Years
WARRANTY

ON TOUGHEND GLASS AND
FORGED BRASS BURNERS



NEW

ALVERIO 2B

Size (mm): 700x415x130

- 8 mm Toughened Glass
- Sturdy Pan Support
- Also Available With Auto Ignition
- Black Body Finish
- Black Drip Tray
- Sleek Body Design



FLAME GUARD
PAN SUPPORT



NEW

ALVERIO 3B

Size (mm): 770x433x130

- 8 mm Toughened Glass
- Sturdy Pan Support
- Also Available With Auto Ignition
- Black Body Finish
- Black Drip Tray
- Sleek Body Design



FLAME GUARD
PAN SUPPORT



NEW

ALVERIO 4B

Size (mm): 635x550x130

- 8 mm Toughened Glass
- Sturdy Pan Support
- Also Available With Auto Ignition
- Black Body Finish
- Black Drip Tray
- Sleek Body Design



FLAME GUARD
PAN SUPPORT



NEW

ALVERIO 4B DPLX

Size (mm): 635x560x153

- 8 mm Toughened Glass
- Sturdy Pan Support
- Also Available With Auto Ignition
- Black Body Finish
- Black Drip Tray
- Sleek Body Design



FLAME GUARD
PAN SUPPORT



LORENZO PLUS 3B

Size (mm): 770x380x120

- Toughened Glass
- Matt Finish Drip Tray
- Also Available with Auto Ignition
- Cast Iron Finish Pan Support
- Metallic Knob
- Removable Drip Tray



LORENZO PLUS 4B

Size (mm): 690x480x120

- Toughened Glass
- Matt Finish Drip Tray
- Also Available with Auto Ignition
- Cast Iron Finish Pan Support
- Metallic Knob
- Removable Drip Tray



MILANO PLUS GL 2B

Size (mm): 700x360x135

- Decorative Glass with Chrome Finish Edges
- Also Available With Auto Ignition
- Metallic Knob
- Gloss Finish Drip Tray



MILANO PLUS GL 3B

Size (mm): 770x445x135

- Decorative Glass with Chrome Finish Edges
- Also Available With Auto Ignition
- Metallic Knob
- Gloss Finish Drip Tray



MILANO PLUS GL 4B

Size (mm): 635x565x135

- Decorative Glass with Chrome Finish Edges
- Also Available With Auto Ignition
- Metallic Knob
- Gloss Finish Drip Tray



DOUBLE
DRIP TRAY

FRANCO PLUS 3B

Size (mm): 770x380x70

- 2 Years Warranty on Toughened Glass
- Also Available With Auto Ignition
- Sturdy Pan Support
- Superior Quality Stainless Steel Body



DOUBLE
DRIP TRAY

FRANCO PLUS 4B

Size (mm): 640x510x70

- 2 Years Warranty on Toughened Glass
- Also Available With Auto Ignition
- Sturdy Pan Support
- Superior Quality Stainless Steel Body



DOUBLE
DRIP TRAY

ARMO PLUS GL 2B

Size (mm): 700x360x75

- 2 Year Warranty on Toughened Glass
- Highly Efficient Brass Burner
- Also Available in Stainless Steel
- Sturdy Pan Support
- Powder Coated Body
- Also Available With Auto Ignition



DOUBLE
DRIP TRAY

ARMO PLUS GL 3B

Size (mm): 770x380x75

- 2 Year Warranty on Toughened Glass
- Highly Efficient Brass Burner
- Also Available in Stainless Steel
- Sturdy Pan Support
- Powder Coated Body
- Also Available With Auto Ignition



DOUBLE
DRIP TRAY

ARMO PLUS GL 4B

Size (mm): 635x500x75

- 2 Year Warranty on Toughened Glass
- Highly Efficient Brass Burner
- Also Available in Stainless Steel
- Sturdy Pan Support
- Powder Coated Body
- Also Available With Auto Ignition



ARMO BLACK 2B Size (mm): 700x360x75

- 1 Year Warranty on Toughened Glass
- Highly Efficient Brass Burner
- Sturdy Pan Support
- Powder Coated Body
- Also Available With Auto Ignition



ARMO BLACK 3B Size (mm): 770x380x75

- 1 Year Warranty on Toughened Glass
- Highly Efficient Brass Burner
- Sturdy Pan Support
- Powder Coated Body
- Also Available With Auto Ignition



ARMO BLACK 4B Size (mm): 635x500x75

- 1 Year Warranty on Toughened Glass
- Highly Efficient Brass Burner
- Sturdy Pan Support
- Powder Coated Body
- Also Available With Auto Ignition



NEO GL 2B Size (mm): 640x320x75

- 1 Year Warranty on Toughened Glass
- Also Available With Auto Ignition
- Sturdy Pan Support
- Highly Efficient Brass Burner



NEO GL 3B Size (mm): 690x360x75

- 1 Year Warranty on Toughened Glass
- Also Available With Auto Ignition
- Sturdy Pan Support
- Highly Efficient Brass Burner



NEO GL 4B Size (mm): 585x500x75

- 1 Year Warranty on Toughened Glass
- Also Available With Auto Ignition
- Sturdy Pan Support
- Highly Efficient Brass Burner



BRIO PLUS 2B Size (mm): 575x290x85

- 1 Year Warranty on Toughened Glass
- Powder Coated Body
- Sturdy Pan Support
- Highly Efficient Brass Burner



BRIO PLUS 3B Size (mm): 690x320x85

- 1 Year Warranty on Toughened Glass
- Powder Coated Body
- Sturdy Pan Support
- Highly Efficient Brass Burner



BRIO PLUS 4B Size (mm): 550x500x85

- 1 Year Warranty on Toughened Glass
- Powder Coated Body
- Sturdy Pan Support
- Highly Efficient Brass Burner

STAINLESS STEEL COOKTOPS



NEW

TINO PLUS 2B Size (mm): 618x321x130

- Deep Drawn Stainless Steel Body
- Bakelite Knob
- Rust Proof Die Cast Mixing Tube
- Efficient Brass Burner



NEW

LEO 3B Size (mm): 765x390x135

- Deep Drawn Stainless Steel Body
- Bakelite Knob
- Rust Proof Die Cast Mixing Tube
- Efficient Brass Burner



NEW

FESTO 3B Size (mm): 733x405x115

- Deep Drawn Stainless Steel Body
- Bakelite Knob
- Rust Proof Die Cast Mixing Tube
- Efficient Brass Burner



NEW

FESTO 4B Size (mm): 665x550x115

- Deep Drawn Stainless Steel Body
- Bakelite Knob
- Rust Proof Die Cast Mixing Tube
- Efficient Brass Burner



INDUCTION COOKTOPS



ENZOSLIM

- Feather Touch Control
- LED Display
- 7 Cooking Functions
- Powerful And Efficient
- Auto Shut-off



TIMER



ULTRA SLIM



COSMO

- Feather Touch Control
- LED Display
- Child Lock
- Powerful And Efficient
- Auto Shut-off



TIMER



CHILD LOCK



PLUTO

- Feather Touch Control
- Digital Display
- 5 Pre-set Menus
- Powerful And Efficient
- Auto Shut-off



TIMER



AVEO

- Push Button
- Digital Display
- 7 Cooking Functions
- Powerful And Efficient
- Auto Shut-off



TIMER



DINO

- Push Button
- Digital Display
- 7 Cooking Functions
- Powerful And Efficient
- Auto Shut-off



TIMER



CIRO

- Push Button
- Digital Display
- 7 Cooking Functions
- Powerful And Efficient
- Auto Shut-off



TIMER

WATER PURIFIERS



ADALIUS RO+UV+UF+pH+TDS Balancer

- 7 Stage Purification
- pH Booster
- Large 9L Storage Capacity
- Wall Mount
- Advance Copper+ Technology
- Smart LED Indicators
- High Purification Production



KAARA RO+UV+UF+TDS Balancer

- 6 Stage Purification
- Detachable Drip Tray
- Large 7L Storage Capacity
- Wall Mount & Table Top
- Advance Copper+ Technology
- Smart LED Indicators
- High Purification Production



CASPIAN RO+UV

- 5 Stage Purification
- 100% RO+UV
- Large 7L Storage Capacity
- Wall Mount & Table Top
- Advance Copper+ Technology
- Smart LED Indicators
- Purification Production



ELDORIS UV+UF

- 5 Stage Purification
- Detachable Drip Tray
- Large 7L Storage Capacity
- Wall Mount & Table Top
- Advance Copper+ Technology
- Smart LED Indicators
- High Purification Production

*Kaara 6 Stage, Caspian and Adalius Models : RO water purifier confirms to the requirement of IS 1620-2015(RA 2019) & the outlet water of Edoris UV water purifier confirms to the requirement of IS 14724-1999

FOOD SANITIZERS



ACTIVIO

- Ozone Purification Technology
- 3 Preset Functions
- 10L Capacity
- Ozone Generation 200 mg/hr



KILLS BACTERIA AND GERMS



REMOVES PESTICIDES & FERTILIZERS

LIVIO

- Ozone Purification Technology
- 5 Preset Functions
- 12L Capacity
- Ozone Generation 250 mg/hr



KILLS BACTERIA AND GERMS



REMOVES PESTICIDES & FERTILIZERS



FOOD WASTE DISPOSERS



DELUXE 0.75 HP

- Power: 0.75HP
- Noise Level: 50-60 dB(A)
- 2600 RPM
- Wattage: 530W
- Corrosion-Proof Grinding Chamber



STANDARD 0.50 HP

- Power: 0.50HP
- Noise Level: 50-60 dB(A)
- 2600 RPM
- Wattage: 360W
- Corrosion-Proof Grinding Chamber

COOKER HOODS TECHNICAL SPECIFICATIONS*

Model Name	Cat Code	Size (in cm)	Max. Suction (in m ³ /hr)	Filter	Control	Speed	Motor Power (in W)	Illumination (in W)	Blower
Island									
Onyx	C100320	90	1400	Baffle Filter	Touch	3	200	18	Metallic
Cravia Neo	C100326	90	1280	Baffle Filter	Touch	3	200	4x1	Metallic
Olivia Plus	C100092	90	1100	Baffle Filter	Touch	3	195	4x1.5	Plastic
Celia Plus	C100166	90	1000	Baffle Filter	PB	3	220	4x2	Metallic
Olympia White	C100192	70	1100	Cassette Filter	PB	3	190	4x1.5	Plastic
Olympia Black	C100193								
Designer									
Stella Plus 60	C100106	60	1100	Cassette Filter	Touch	3	210	2x1.5	Plastic
Stella Plus 90	C100107	90							
Aurea 60	C100123	60	1100	Cassette Filter	Touch	3	220	2x1.5	Metallic
Aurea 90	C100124	90							
Irene White	C100125	60	1000	Cassette Filter	Touch	3	210	2x1.5	Plastic
Irene Black	C100126	60							
Livia	C100277	60	1100	Baffle Filter	PB	3	190	2x1.5	Plastic
Melisa	C100197	55	1000	Baffle Filter	Touch	3	200	2x1.5	Plastic
Brita 60	C100176	60	1100	Baffle Filter	Touch	3	200	2x1.5	Metallic
Brita 90	C100177	90							
Delfina Plus 60	C100164	60	1100	Baffle Filter	PB	3	180	2x1.5	Metallic
Delfina Plus 90	C100165	90							
Lino Neo 60	C100186	60	1100	Baffle Filter	Touch	3	200	2x1.5	Plastic
Lino Neo 90	C100187	90							
Lino Neo Blk DX 60	C100188	60	1100	Baffle Filter	Touch	3	200	2x1.5	Plastic
Lino Neo Blk DX 90	C100189	90							
Decorative									
Zita 60	C100121	60	1100	Baffle Filter	PB	3	200	2x1.5	Metallic
Zita 90	C100122	90							
Kylis Neo	C100182	60	1100	Baffle Filter	PB	3	200	2x1.5	Plastic
Fabio	C100317	60	1100	Baffle Filter	PB	3	240	2x1.5	Plastic
Lara Neo	C100179	60	1100	Baffle Filter	PB	3	200	2x1.5	Plastic
Myra	C100316	60	1000	Baffle Filter	PB	3	95	2x1.5	Plastic
Jupiter Neo Blk DX	C100289	60	1000	Baffle Filter	PB	3	200	2x1.5	Plastic
Jupiter Neo Blk	C100170	60							
Pacific Neo BF	C100183	60	820	Baffle Filter	PB	3	130	2x1.5	Plastic
Pacific Neo CF	C100184			Cassette Filter					
Clara Neo	C100150	60	700	Cassette Filter	PB	3	60	2x40	Plastic
Clara Neo Blk IN	C100351	60	700	Cassette Filter	PB	3	60	2x40	Plastic
Auto Clean									
Titania 60	C100226	60	1350	2D (FL+FL)	Touch+MS	3	220	2x1.5	Metallic
Titania 75	C100227	75							
Titania 90	C100228	90							
Optimus iPro 60	C100243	60	1350	Filterless	Touch+MS	4	145	9	Metallic
Optimus iPro 90	C100225	90					160		
Optimus Blk 60	C100263	60	1350	Filterless	Touch+MS	4	145	9	Metallic
Optimus Blk 90	C100264	90					160		
Florence 60	C100335	60	1450	Filterless	Touch+MS	9	150	2 X 1.5	Metallic
Florence 75	C100336	75							
Florence 90	C100337	90							
Zinnia Blk 60	C100270	60	1300	Filterless	Touch+MS	4	170	1x3	Metallic
Zinnia Blk 75	C100309	75							
Zinnia Blk 90	C100271	90							
Maple 60	C100229	60	1250	Filterless	Touch+MS	3	190	2x1.5	Metallic
Maple 75	C100230	75							
Maple 90	C100231	90							
Octavia 60	C100258	60	1350	Filterless	Touch+MS	3	220	1x1.5	Metallic
Octavia 75	C100259	75							
Octavia 90	C100260	90							
Revio MAC 60	C100261	60	1280	Filterless	Touch+MS	3	170	2x1.5	Metallic
Revio MAC 90	C100262	90							
Zaira	C100168	90	1350	Filterless	Touch	3	240	2x1.5	Metallic

COOKER HOODS TECHNICAL SPECIFICATIONS*

Model Name	Cat Code	Size (in cm)	Max. Suction (in m ³ /hr)	Filter	Control	Speed	Motor Power (in W)	Illumination (in W)	Blower
Essence 60	C100222	60	1280	Filterless	Touch+MS	3	190	1x3	Metallic
Essence 75	C100223	75							
Essence 90	C100224	90							
Serena 60	C100217	60	1350	Filterless	Touch+MS	3	200	2x1.5	Metallic
Serena 90	C100245	90							
Lexia 60	C100305	60	1350	Filterless	Touch+MS	3	200	1x3	Metallic
Lexia 75	C100306	75							
Lexia 90	C100307	90							
Valencia	C100196	60	1100	2D (FL+BF)	Touch	3	210	2x1.5	Plastic
Viola 60	C100216	60	1200	Baffle Filter	Touch+MS	3	150	2x1.5	Metallic
Viola 75	C100214	75							
Viola 90	C100215	90							
Theo 60	C100185	60	1280	Baffle Filter	Touch+MS	3	200	1x3	Metallic
Theo 90	C100157	90							
Zavio Plus 60	C100174	60	1280	CBF	Touch	3	220	2x2	Metallic
Zavio Plus 90	C100175	90							
Alicia Plus 60	C100207	60	1200	DLSS Filter	Touch+MS	3	215	1x3	Metallic
Alicia Plus 75	C100208	75							
Alicia Plus 90	C100209	90							
Revio Plus 60	C100212	60	1200	Baffle Filter	Touch+MS	3	180	2x1.5	Metallic
Revio Plus 90	C100213	90							
Oasis 60	C100249	60	1200	Filterless	Touch+MS	3	140	2x1.5	Metallic
Oasis 90	C100250	90							
Oasis Blk 60	C100253	60	1200	Filterless	Touch+MS	3	140	2x1.5	Metallic
Oasis Blk 90	C100254	90							
Cleo Plus HAC 60	C100234	60	1200	Baffle Filter	Touch+MS	3	150	2x1.5	Metallic
Cleo Plus HAC 90	C100235	90							
Cleo Plus HAC Blk 60	C100236	60	1200	Baffle Filter	Touch+MS	3	150	2x1.5	Metallic
Cleo Plus HAC Blk 90	C100237	90							
Chromia 60	C100314	60	1200	Filterless	Touch+MS	3	195	2x1.5	Metallic
Chromia 90	C100315	90							
Rubella Neo 60	C100210	60	1200	SS Filter	Touch	3	215	2x1.5	Metallic
Rubella Neo 90	C100211	90							
Victoria 60	C100205	60	1200	Baffle Filter	PB	3	200	2x1.5	Metallic
Victoria 90	C100206	90							
Venice	C100257	60	1200	Filterless	Touch	3	180	2x1.5	Metallic
Scarlet 71	C100233	71	1250	Filterless	Touch+MS	3	2x75	2x1.5	Metallic
Scarlet 60	C100232	60							
Benito Plus 2M SS	C100136	75	1100	Filterless	PB	2	2x65	1x3	Metallic
Benito Plus 2M PC	C100135	75							
Celino 2M PC HAC	C100163	71	920	Filterless	PB	2	2x65	1x3	Metallic
Serena Plus 60	C100338	60	1450	Filterless	Touch+MS	11	190	2x1.5	Metallic
Serena Plus 75	C100342	75							
Serena Plus 90	C100339	90							
Theo Plus 60	C100340	60	1350	Filterless	Touch+MS	4	145	1x3	Metallic
Theo Plus 90	C100341	90							
Darcia 60	C100347	60	1200	Filterless	Touch+MS	3	170	2x1.5	Metallic
Darcia 90	C100348	90							
Straight-Line									
Verita SS BF 2M	C100171	60	700	Baffle Filter	PB	3	2x80	1x40	Plastic
Verita PC BF 2M	C100172	60	700	Baffle Filter	PB	3	2x80	1x40	Plastic
Verita PC CF 1M	C100173	60	450	Cassette Filter	PB	3	1x80	1x40	Plastic

MS : MOTION SENSOR, FL : FILTERLESS, CBF : CONICAL BAFFLE FILTER, BF : BAFFLE FILTER, SS : STAINLESS STEEL, DLSS : DOUBLE LAYER STAINLESS STEEL

*Disclaimer: Due to continuous technological upgradation, Somany Home Innovation Limited reserves every right to change the specifications/brief description/pictorial representation, without prior notice. This document is generated only for information purpose. All airflow/suction and sound emitted mentioned are as per ideal test conditions. This may change depending on size of kitchen and other factors like environment, ambient noise, operating voltage, accessories used, etc ^For more details visit hindwareappliances.com *Hindware Kitchen Ensemble defines life of the product as 10 Years and Lifetime warranty is applicable on selected models and only applicable on Motor.

BUILT-IN HOBS TECHNICAL SPECIFICATIONS*

Model Name	Cat Code	Toughened Glass (in mm)	No. Of Burners	Triple Ring	Mini Triple Ring	Rapid	Semi Rapid	Auxiliary	Auto Ignition	FFD	Product Size (WxDxH) in mm	Built-in Size (W1XD1) in mm
Camelia 5B 86 CM	H100056	8	5	1	1	-	3	-	Yes	Yes	865x520x130	820x475
Adonia 4B 80 CM	H100057	8	4	1	1	-	2	-	Yes	Yes	800x520x130	685x475
Angela 4B 76 CM	H100058	8	4	1	1	-	2	-	Yes	Yes	760x520x130	685x475
Erica 4B 60 CM	H100059	8	4	1	1	-	2	-	Yes	Yes	600x520x130	555x475
Siena 3B 78 CM	H100060	8	3	1	1	-	1	-	Yes	Yes	780x450x130	685x400
Valeria 4B 90CM	H100077	8	4	1	1	-	2	-	Yes	Yes	900x520x130	820x475
Cassia 3B 60 CM	H100076	8	3	1	1	-	1	-	Yes	Yes	600x520x130	555x475
Tulip 5B 90CM	H100061	8	5	1	-	1	3	-	Yes	No	900x525x125	825x475
Tulip 4B 80CM	H100062	8	4	1	-	1	2	-	Yes	No	800x525x142	705x475
Tulip RH 4B 78CM	H100063	8	4	1	-	1	2	-	Yes	No	780x525x125	685x475
Tulip 4B 65CM	H100064	8	4	1	-	1	2	-	Yes	No	650x525x125	555x475
Tulip 3B 78CM	H100065	8	3	1	-	1	1	-	Yes	No	780x450x125	685x405
Tulip 3B 65CM	H100066	8	3	1	-	1	1	-	Yes	No	650x525x125	555x475
Bravia White 4B 80 CM	H100048	8	4	1	1	-	2	-	Yes	No	800x520x130	685x475
Elisa White 3B 78 CM	H100049	8	3	1	1	-	1	-	Yes	No	780x450x130	685x400
Laura White 4B 76 CM	H100050	8	4	1	1	1	1	-	Yes	No	760x520x130	685x475
Diva Plus 5B 87 CM	H100038	8	5	1	1	-	3	-	Yes	No	865x520x130	820x475
Bravia Plus 4B 80 CM	H100039	8	4	1	1	-	2	-	Yes	No	800x520x130	685x475
Elisa Plus 3B 78 CM	H100040	8	3	1	1	-	1	-	Yes	No	780x450x130	685x400
Flora Plus 4B 60 CM	H100041	8	4	1	1	-	2	-	Yes	No	600x520x130	555x475
Gloria Plus 3B 60 CM	H100042	8	3	1	1	-	1	-	Yes	No	600x520x130	555x475
Andrea 4B 90 CM	H100043	8	4	1	1	-	2	-	Yes	No	900x520x130	820x475
Laura 4B 90 CM	H100044	8	4	1	1	1	1	-	Yes	No	900x520x130	820x475
Laura 4B 76 CM	H100047	8	4	1	1	1	1	-	Yes	No	760x520x130	685x475
Arena 3B 78 CM	H100045	8	3	-	2	-	1	-	Yes	No	780x450x130	685x400
Nora Plus 3B 60 CM	H100051	8	3	-	2	-	1	-	Yes	No	600x520x130	555x475
Ella Plus 3B 75 CM	H100052	8	3	-	2	1	-	-	Yes	No	750x450x130	685x400
Sara Plus 4B 60 CM	H100053	8	4	-	2	-	2	-	Yes	No	600x520x130	555x475
Verona Plus 4B 80 CM	H100054	8	4	-	2	1	1	-	Yes	No	800x520x130	685x475
Amelia Plus 4B 76 CM	H100055	8	4	-	2	1	1	-	Yes	No	760x520x130	685x475
Athena 4B 60 cm	H100046	-	4	1	1	-	1	1	Yes	No	580x510x130	560x475

SLEEK-TOP

Model Name	Cat Code	Toughened Glass (in mm)	No. Of Burners	Triple Ring	Mini Triple Ring	Rapid	Semi Rapid	Auxiliary	Auto Ignition	FFD	Product Size (WxDxH) in mm
Rosia 4B 76 CM	H100073	6	4	-	1	1	2	-	Yes	No	760x450x28
Rosia 3B 76 CM	H100074	6	3	-	1	1	1	-	Yes	No	760x450x28
Rosia 3B 60 CM	H100072	6	3	-	1	1	1	-	Yes	No	600x520x28
Rosia 4B 65 CM	H100075	6	4	-	1	1	2	-	Yes	No	650x520x28

DISHWASHERS

Model Name	Cat Code	Plate Settings	Function	Control	Product Size (WxDxH) in mm	Built-in Size (WxDxH) in mm
Emilio	DW100004	12	7	EC	598x570x815	600x580x820
Fredo	DW100006	12	7	EC	598x550x815	600x560x820
Marcelo	DW100003	12	6	EC	598x600x845	NA
Calico	DW100005	14	8	Soft Touch	598x600x845	NA
Polaris	DW100005	8	6	EC	550x500x590	NA
Italo	DW100008	12	4	EC	598x600x845	NA

WATER PURIFIERS

Model Name	Cat Code	Color	Water Tank Capacity	Production Capacity per hour	Purification Stages	Product Size (WxDxH) in mmt
Adalius	WR-20091UFT	White/Black	9L	15L	7 Stages	390x210x505
Eldoris	WU-20075UFN	White/Black	7L	60L	5 Stages	388x278x512
Caspian	WR-20073UNN	White	7L	12L	5 Stages	390x236x500
Kaara	WR-19073UFT	White & Blue	7L	15L	6 Stages	388x278x512

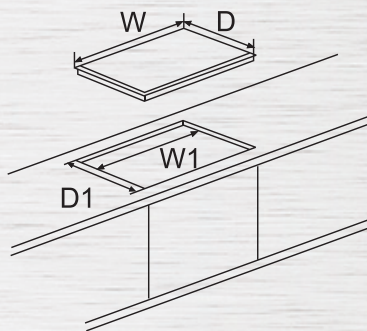
*Disclaimer: Due to continuous technological upgradation, Somany Home Innovation Limited reserves every right to change the specifications/brief description/pictorial representation, without prior notice. This document is generated only for information purpose.

BUILT-IN MICROWAVES TECHNICAL SPECIFICATIONS*

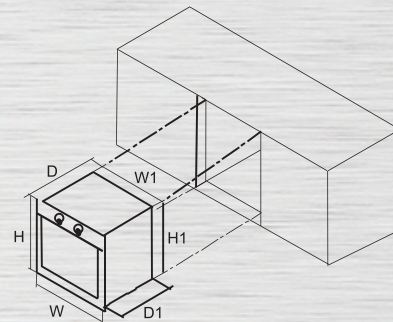
Model Name	Cat Code	Capacity (in Litres)	Power Setting	Microwave Power (in W)	Grill (in W)	Convection (in W)	Combination	Control	Product Size (WxDxH) in mm	Built-in Size (WxDxH) in mm
Marvello	MW000004	31	5	1450	1200	1350	Yes	Touch	592x530x390	566x550x370
Marvello White	MW000005	31	5	1450	1200	1350	Yes	Touch	592x530x390	566x550x370
Carlo	MW000002	31	5	1450	1200	1350	Yes	EC	592x530x390	566x550x370
Savio	MW000003	27	5	1400	1200	1350	Yes	Touch	592x455x390	566x550x370
Spiro	MW000006	22	5	1200	1000	NA	Yes	EC	595x370x390	560x350x365
Loreto	MW000007	25	5	1400	1000	NA	Yes	EC	595x370x390	560x410x365

BUILT-IN OVENS

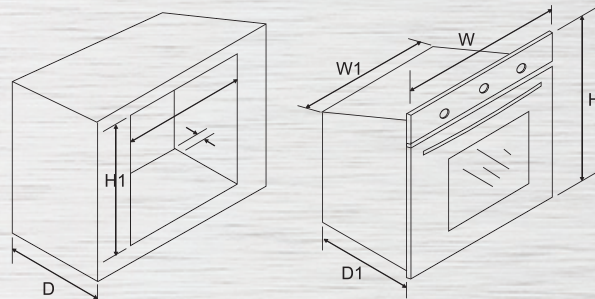
Model Name	Cat Code	Capacity (in Litres)	Function	Control	Convection	Grill	Combination	Rotisserie	Product Size (WxDxH) in mm	Built-in Size (WxDxH) in mm
Orcus	BO10019	80	12	Touch	Yes	Yes	Yes	Yes	595x575x595	565x585x598
Magnus	BO10021	72	13	Mechanical + Touch	Yes	Yes	Yes	Yes	595x566x595	560x550x590
Helios Plus White	BO10014	67	11	Touch	Yes	Yes	Yes	Yes	595x546x595	560x550x589
Helios Plus	BO10011	67	11	Touch	Yes	Yes	Yes	Yes	595x546x595	560x550x589
Platinum Plus	BO10012	67	8	Mechanical + Touch	Yes	Yes	Yes	Yes	595x546x595	560x550x589
Gold Plus	BO10016	67	8	Mechanical + EC	Yes	Yes	Yes	Yes	595x546x595	560x550x589
Royal Plus	BO10015	67	8	Mechanical	Yes	Yes	Yes	Yes	595x546x595	560x550x589
Orion	BO10020	70	8	Mechanical	Yes	Yes	Yes	Yes	595x575x595	560x570x600
Royal Classic	BO10017	67	8	Mechanical	Yes	Yes	Yes	Yes	595x546x595	560x550x589
Eldora	BO10018	67	5	Mechanical	Yes	Yes	Yes	No	595x546x595	560x550x589



BUILT-IN HOBS



BUILT-IN MICROWAVE OVENS



BUILT-IN OVENS

*Disclaimer: Due to continuous technological upgradation, Somany Home Innovation Limited reserves every right to change the specifications/brief description/pictorial representation, without prior notice. This document is generated only for information purpose.





SOMANY HOME INNOVATION LIMITED

68, Echelon Institutional Area, Sector - 32,
Gurugram, Haryana - 122001, India.

☎ 0124-2889300 | 🌐 www.hindwareappliances.com

Follow us on :     / hindwareappliances

hindware CARE

HELPLINE **1800-103-3300**
(TOLL FREE) **+91-8069166666**

Open : 8 am to 9 pm, all 7 days

✉ : wecare@hindware.co.in

DOWNLOAD
our mobile app

 **Hindware Appliances**

AVAILABLE AT  