



Product Code: Fitness-1A
9' (W) x 10' (H) | 108" x 120" = 90.0 SQF



Product Code: Fitness-1B
5' (W) x 8' (H) | 60" x 96" = 40.0 SQF



Product Code: Fitness-1C
8' (W) x 5' (H) | 96" x 60" = 40.0 SQF

Application for (Blinds):



Roman

Panel

Combi

Roller



Product Code: Fitness-2A
 9' (W) x 10' (H) | 108" x 120" = 90.0 SQF



Product Code: Fitness-2B
 5' (W) x 8' (H) | 60" x 96" = 40.0 SQF



Product Code: Fitness-2C
 8' (W) x 5' (H) | 96" x 60" = 40.0 SQF

Application for (Blinds):



Roman

Panel

Combi

Roller



Product Code: Fitness-3A
 9' (W) x 10' (H) | 108" x 120" = 90.0 SQF



Product Code: Fitness-3B
 5' (W) x 8' (H) | 60" x 96" = 40.0 SQF



Product Code: Fitness-3C
 8' (W) x 5' (H) | 96" x 60" = 40.0 SQF

Application for (Blinds):



Roman

Panel

Combi

Roller



Product Code: Fitness-4A
 9' (W) x 10' (H) | 108" x 120" = 90.0 SQF



Product Code: Fitness-4B
 5' (W) x 8' (H) | 60" x 96" = 40.0 SQF



Product Code: Fitness-4C
 8' (W) x 5' (H) | 96" x 60" = 40.0 SQF

Application for (Blinds):



Roman

Panel

Combi

Roller





Product Code: Fitness-5A
 9' (W) x 10' (H) | 108" x 120" = 90.0 SQF



Product Code: Fitness-5B
 5' (W) x 8' (H) | 60" x 96" = 40.0 SQF



Product Code: Fitness-5C
 8' (W) x 5' (H) | 96" x 60" = 40.0 SQF

Application for (Blinds):



Roman

Panel

Combi

Roller



Product Code: Fitness-6A
 9' (W) x 10' (H) | 108" x 120" = 90.0 SQF



Product Code: Fitness-6B
 5' (W) x 8' (H) | 60" x 96" = 40.0 SQF



Product Code: Fitness-6C
 8' (W) x 5' (H) | 96" x 60" = 40.0 SQF

Application for (Blinds):



Roman

Panel

Combi

Roller



Product Code: Fitness-7A
9' (W) x 10' (H) | 108" x 120" = 90.0 SQF



Product Code: Fitness-7B
5' (W) x 8' (H) | 60" x 96" = 40.0 SQF



Product Code: Fitness-7C
8' (W) x 5' (H) | 96" x 60" = 40.0 SQF

Application for (Blinds):




Roman

Panel

Combi

Roller



Product Code: Fitness-8A
9' (W) x 10' (H) | 108" x 120" = 90.0 SQF



Product Code: Fitness-8B
5' (W) x 8' (H) | 60" x 96" = 40.0 SQF



Product Code: Fitness-8C
8' (W) x 5' (H) | 96" x 60" = 40.0 SQF

Application for (Blinds):




Roman

Panel


Combi

Roller





Product Code: Fitness-9A
 9' (W) x 10' (H) | 108" x 120" = 90.0 SQF



Product Code: Fitness-9B
 5' (W) x 8' (H) | 60" x 96" = 40.0 SQF



Product Code: Fitness-9C
 8' (W) x 5' (H) | 96" x 60" = 40.0 SQF

Application for (Blinds):




Roman

Panel

Combi

Roller



Product Code: Fitness-10A
 9' (W) x 10' (H) | 108" x 120" = 90.0 SQF



Product Code: Fitness-10B
 5' (W) x 8' (H) | 60" x 96" = 40.0 SQF



Product Code: Fitness-10C
 8' (W) x 5' (H) | 96" x 60" = 40.0 SQF

Application for (Blinds):



Roman

Panel

Combi

Roller



Product Code: Fitness-11A
 9' (W) x 10' (H) | 108" x 120" = 90.0 SQF



Product Code: Fitness-11B
 5' (W) x 8' (H) | 60" x 96" = 40.0 SQF



Product Code: Fitness-11C
 8' (W) x 5' (H) | 96" x 60" = 40.0 SQF

Application for (Blinds):



Roman

Panel

Combi

Roller



Product Code: Fitness-12A
 9' (W) x 10' (H) | 108" x 120" = 90.0 SQF



Product Code: Fitness-12B
 5' (W) x 8' (H) | 60" x 96" = 40.0 SQF



Product Code: Fitness-12C
 8' (W) x 5' (H) | 96" x 60" = 40.0 SQF

Application for (Blinds):



Roman

Panel

Combi

Roller





Product Code: Fitness-13A
 9' (W) x 10' (H) | 108" x 120" = 90.0 SQF



Product Code: Fitness-13B
 5' (W) x 8' (H) | 60" x 96" = 40.0 SQF



Product Code: Fitness-13C
 8' (W) x 5' (H) | 96" x 60" = 40.0 SQF

Application for (Blinds):




Roman


Panel

Combi

Roller



Product Code: Fitness-14A
 9' (W) x 10' (H) | 108" x 120" = 90.0 SQF



Product Code: Fitness-14B
 5' (W) x 8' (H) | 60" x 96" = 40.0 SQF



Product Code: Fitness-14C
 8' (W) x 5' (H) | 96" x 60" = 40.0 SQF

Application for (Blinds):



Roman

Panel

Combi

Roller



Product Code: Fitness-15A
 9' (W) x 10' (H) | 108" x 120" = 90.0 SQF



Product Code: Fitness-15B
 5' (W) x 8' (H) | 60" x 96" = 40.0 SQF



Product Code: Fitness-15C
 8' (W) x 5' (H) | 96" x 60" = 40.0 SQF

Application for (Blinds):



Roman

Panel

Combi

Roller



Product Code: Fitness-16A
 9' (W) x 10' (H) | 108" x 120" = 90.0 SQF



Product Code: Fitness-16B
 5' (W) x 8' (H) | 60" x 96" = 40.0 SQF



Product Code: Fitness-16C
 8' (W) x 5' (H) | 96" x 60" = 40.0 SQF

Application for (Blinds):



Roman

Panel

Combi

Roller





Product Code: Fitness-17A
 9' (W) x 10' (H) | 108" x 120" = 90.0 SQF



Product Code: Fitness-17B
 5' (W) x 8' (H) | 60" x 96" = 40.0 SQF



Product Code: Fitness-17C
 8' (W) x 5' (H) | 96" x 60" = 40.0 SQF

Application for (Blinds):




Roman


Panel

Combi

Roller



Product Code: Fitness-18A
 9' (W) x 10' (H) | 108" x 120" = 90.0 SQF



Product Code: Fitness-18B
 5' (W) x 8' (H) | 60" x 96" = 40.0 SQF



Product Code: Fitness-18C
 8' (W) x 5' (H) | 96" x 60" = 40.0 SQF

Application for (Blinds):



Roman

Panel

Combi

Roller



Product Code: Fitness-19A
 9' (W) x 10' (H) | 108" x 120" = 90.0 SQF



Product Code: Fitness-19B
 5' (W) x 8' (H) | 60" x 96" = 40.0 SQF



Product Code: Fitness-19C
 8' (W) x 5' (H) | 96" x 60" = 40.0 SQF

Application for (Blinds):



Roman


Panel

Combi

Roller



Product Code: Fitness-20A
 9' (W) x 10' (H) | 108" x 120" = 90.0 SQF



Product Code: Fitness-20B
 5' (W) x 8' (H) | 60" x 96" = 40.0 SQF



Product Code: Fitness-20C
 8' (W) x 5' (H) | 96" x 60" = 40.0 SQF

Application for (Blinds):





Roman

Panel


Combi

Roller





Product Code: Fitness-21A
9' (W) x 10' (H) | 108" x 120" = 90.0 SQF



Product Code: Fitness-21B
5' (W) x 8' (H) | 60" x 96" = 40.0 SQF



Product Code: Fitness-21C
8' (W) x 5' (H) | 96" x 60" = 40.0 SQF

Application for (Blinds):



Roman

Panel

Combi

Roller



Product Code: Fitness-22A
9' (W) x 10' (H) | 108" x 120" = 90.0 SQF



Product Code: Fitness-22B
5' (W) x 8' (H) | 60" x 96" = 40.0 SQF



Product Code: Fitness-22C
8' (W) x 5' (H) | 96" x 60" = 40.0 SQF

Application for (Blinds):



Roman

Panel

Combi

Roller



Product Code: Fitness-23A
9' (W) x 10' (H) | 108" x 120" = 90.0 SQF



Product Code: Fitness-23B
5' (W) x 8' (H) | 60" x 96" = 40.0 SQF



Product Code: Fitness-23C
8' (W) x 5' (H) | 96" x 60" = 40.0 SQF

Application for (Blinds):



Roman

Panel

Combi

Roller



Product Code: Fitness-24A
 9' (W) x 10' (H) | 108" x 120" = 90.0 SQF



Product Code: Fitness-24B
 5' (W) x 8' (H) | 60" x 96" = 40.0 SQF



Product Code: Fitness-24C
 8' (W) x 5' (H) | 96" x 60" = 40.0 SQF

Application for (Blinds):




Roman

Panel

Combi

Roller





Product Code: Fitness-25A
 9' (W) x 10' (H) | 108" x 120" = 90.0 SQF



Product Code: Fitness-25B
 5' (W) x 8' (H) | 60" x 96" = 40.0 SQF



Product Code: Fitness-25C
 8' (W) x 5' (H) | 96" x 60" = 40.0 SQF

Application for (Blinds):



Roman

Panel

Combi

Roller



Product Code: Fitness-26A
 9' (W) x 10' (H) | 108" x 120" = 90.0 SQF



Product Code: Fitness-26B
 5' (W) x 8' (H) | 60" x 96" = 40.0 SQF



Product Code: Fitness-26C
 8' (W) x 5' (H) | 96" x 60" = 40.0 SQF

Application for (Blinds):



Roman


Panel

Combi

Roller



Product Code: Fitness-27A
 9' (W) x 10' (H) | 108" x 120" = 90.0 SQF



Product Code: Fitness-27B
 5' (W) x 8' (H) | 60" x 96" = 40.0 SQF



Product Code: Fitness-27C
 8' (W) x 5' (H) | 96" x 60" = 40.0 SQF

Application for (Blinds):




Roman


Panel

Combi

Roller



Product Code: Fitness-28A
9' (W) x 10' (H) | 108" x 120" = 90.0 SQF



Product Code: Fitness-28B
5' (W) x 8' (H) | 60" x 96" = 40.0 SQF



Product Code: Fitness-28C
8' (W) x 5' (H) | 96" x 60" = 40.0 SQF

Application for (Blinds):




Roman

Panel

Combi

Roller





Product Code: Fitness-29A
 9' (W) x 10' (H) | 108" x 120" = 90.0 SQF



Product Code: Fitness-29B
 5' (W) x 8' (H) | 60" x 96" = 40.0 SQF



Product Code: Fitness-29C
 8' (W) x 5' (H) | 96" x 60" = 40.0 SQF

Application for (Blinds):



Roman

Panel

Combi

Roller



Product Code: Fitness-30A
 9' (W) x 10' (H) | 108" x 120" = 90.0 SQF



Product Code: Fitness-30B
 5' (W) x 8' (H) | 60" x 96" = 40.0 SQF



Product Code: Fitness-30C
 8' (W) x 5' (H) | 96" x 60" = 40.0 SQF

Application for (Blinds):




Roman

Panel

Combi

Roller



Product Code: Fitness-31A
9' (W) x 10' (H) | 108" x 120" = 90.0 SQF



Product Code: Fitness-31B
5' (W) x 8' (H) | 60" x 96" = 40.0 SQF



Product Code: Fitness-31C
8' (W) x 5' (H) | 96" x 60" = 40.0 SQF

Application for (Blinds):



Roman

Panel

Combi

Roller



Product Code: Fitness-32A
 9' (W) x 10' (H) | 108" x 120" = 90.0 SQF



Product Code: Fitness-32B
 5' (W) x 8' (H) | 60" x 96" = 40.0 SQF



Product Code: Fitness-32C
 8' (W) x 5' (H) | 96" x 60" = 40.0 SQF

Application for (Blinds):




Roman

Panel

Combi

Roller





Product Code: Fitness-33A
 9' (W) x 10' (H) | 108" x 120" = 90.0 SQF



Product Code: Fitness-33B
 5' (W) x 8' (H) | 60" x 96" = 40.0 SQF



Product Code: Fitness-33C
 8' (W) x 5' (H) | 96" x 60" = 40.0 SQF

Application for (Blinds):




Roman

Panel

Combi


Roller



Product Code: Fitness-34A
 9' (W) x 10' (H) | 108" x 120" = 90.0 SQF



Product Code: Fitness-34B
 5' (W) x 8' (H) | 60" x 96" = 40.0 SQF



Product Code: Fitness-34C
 8' (W) x 5' (H) | 96" x 60" = 40.0 SQF

Application for (Blinds):



Roman

Panel

Combi

Roller



Product Code: Fitness-35A
 9' (W) x 10' (H) | 108" x 120" = 90.0 SQF



Product Code: Fitness-35B
 5' (W) x 8' (H) | 60" x 96" = 40.0 SQF



Product Code: Fitness-35C
 8' (W) x 5' (H) | 96" x 60" = 40.0 SQF

Application for (Blinds):



Roman

Panel

Combi

Roller



Product Code: Fitness-36A
9' (W) x 10' (H) | 108" x 120" = 90.0 SQF



Product Code: Fitness-36B
5' (W) x 8' (H) | 60" x 96" = 40.0 SQF



Product Code: Fitness-36C
8' (W) x 5' (H) | 96" x 60" = 40.0 SQF

Application for (Blinds):



Roman

Panel

Combi

Roller





Product Code: Fitness-37A
 9' (W) x 10' (H) | 108" x 120" = 90.0 SQF



Product Code: Fitness-37B
 5' (W) x 8' (H) | 60" x 96" = 40.0 SQF



Product Code: Fitness-37C
 8' (W) x 5' (H) | 96" x 60" = 40.0 SQF

Application for (Blinds):




Roman

Panel

Combi

Roller



Product Code: Fitness-38A
9' (W) x 10' (H) | 108" x 120" = 90.0 SQF



Product Code: Fitness-38B
5' (W) x 8' (H) | 60" x 96" = 40.0 SQF



Product Code: Fitness-38C
8' (W) x 5' (H) | 96" x 60" = 40.0 SQF

Application for (Blinds):



Roman

Panel

Combi

Roller



Product Code: Fitness-39A
 9' (W) x 10' (H) | 108" x 120" = 90.0 SQF



Product Code: Fitness-39B
 5' (W) x 8' (H) | 60" x 96" = 40.0 SQF



Product Code: Fitness-39C
 8' (W) x 5' (H) | 96" x 60" = 40.0 SQF

Application for (Blinds):





Roman

Panel

Combi

Roller





Product Code: Fitness-40A
9' (W) x 10' (H) | 108" x 120" = 90.0 SQF



Product Code: Fitness-40B
5' (W) x 8' (H) | 60" x 96" = 40.0 SQF



Product Code: Fitness-40C
8' (W) x 5' (H) | 96" x 60" = 40.0 SQF

Application for (Blinds):



Roman

Panel

Combi

Roller